



City of Myrtle Beach 2010-11 Budget

MANAGER'S RECOMMENDED BUDGET

FIRST READING, APRIL 27, 2010
STATUTORY PUBLIC HEARING, MAY 11, 2010
SECOND READING, JUNE 22, 2010

Public Hearing



S.C. Code Sec. 6-1-80 requires:

Notice of a Public Hearing on the City's operating budget must be published

- ✦ in at least one newspaper of general circulation in the area
- ✦ not less than fifteen days in advance of the public hearing
- ✦ minimum of two columns wide with a bold headline
- ✦ including contents as described in 6-1-80 (B).

The City published the required notice in the Sun News on Monday, April 26, 2010.

Sec. 6-1-320 Limit on Millage Levy for Operations



- SC Budget & Control Board has advised City's operating millage limit for 2010-11 per Sec. 6-1-320 is 3.0% greater than the 2009-10 millage
- Maximum millage increase for operations would be 1.93 mills
- Debt Service Millage is not subject to the limit; must be set at a rate sufficient to provide sufficient funds to pay debt service

Changes since First Reading



- Changed language in Tax Levy to allow for levy to be set at rates that would produce similar amounts of property tax revenues following receipt of assessed values from County Assessor; official tax rate will be set by separate ordinance
- Increased miscellaneous revenues by \$75,000
- Added back approx. \$105,000 in Recreation Programs with small fee increases to make programs self-supporting
- Reprogrammed \$150,000 from sidewalk program to Sancindy Lane dredging project
- Cut beach sign project by \$40,500
- Transferred \$40,000 from Capital Projects to General Fund for capital purchases
- Reduced amt of funding available for donations and funded restoration of six-day operations at Pepper Geddings and Crabtree Rec. Centers and additional Saturday hours at Canal Street—approx. \$59,000
- Waived Convention Center Parking Fees for residents with City Parking decals

Comparison of Tax Rates, 2010-2011 pending reassessment



	2010	2011	Change
Operations			
General Fund	53.7	53.7	--
Convention Center	<u>3.4</u>	<u>3.4</u>	<u>--</u>
Total Operations	57.1	57.1	--
Debt Service	<u>7.3</u>	<u>7.3</u>	<u>--</u>
Total Levy	64.4	64.4	<u>--</u>
General Credit-2010	<u>(1.5)</u>	<u>-0-</u>	<u>1.5</u>
Net Levy	62.9	64.4	1.5
Credit-Primary residence-2011	<u>-0-</u>	<u>(57.1)</u>	<u>(57.1)</u>
Net Levy-Primary residence	<u>62.9</u>	<u>7.3</u>	<u>(55.6)</u>

FY 2010-11 Manager's Recommended Budget

(in \$ millions)



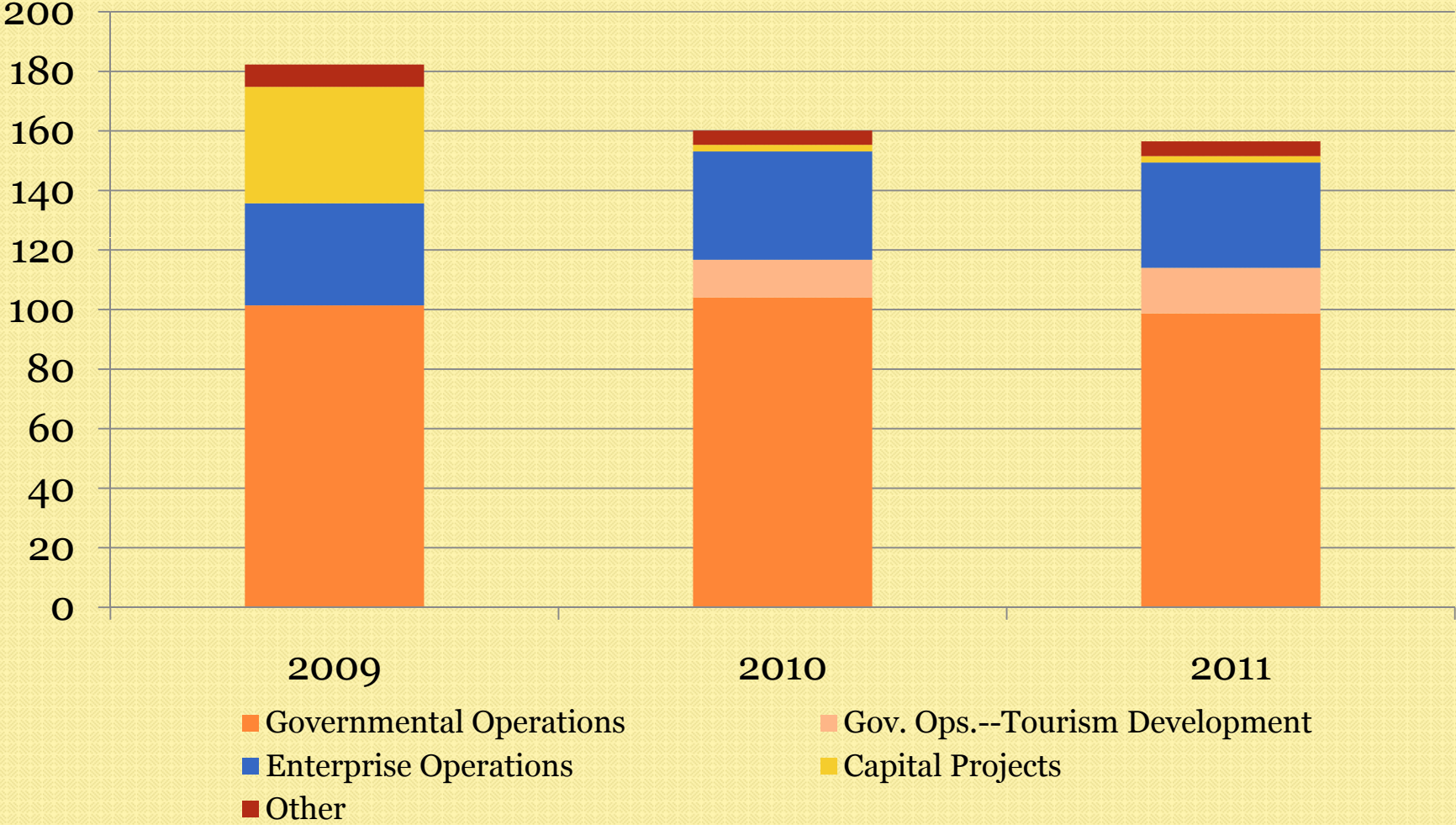
	Governmental Funds	Enterprise Funds	Capital Projects	Grand Total
Total Revenues and Other Financing Sources	<u>\$ 114.0</u>	<u>\$ 35.4</u>	<u>\$ 7.1</u>	<u>\$ 156.5</u>
Expenditures/ Expenses and Other Financing Uses	\$ 114.0	\$ 35.4	\$ 2.1	\$ 151.5
Non-expense items: Enterprise Capital Projects	--	--	5.0	5.0
Total Financing Uses	<u>114.0</u>	<u>35.4</u>	<u>7.1</u>	<u>156.5</u>
Less: Interfund Transfers	(18.5)	(1.2)	--	(19.7)
Net Recommended Budget	<u>\$ 95.5</u>	<u>\$ 34.2</u>	<u>\$ 7.1</u>	<u>\$ 136.8</u>

Comparison of 2009, 2010 and 2011 Budgets

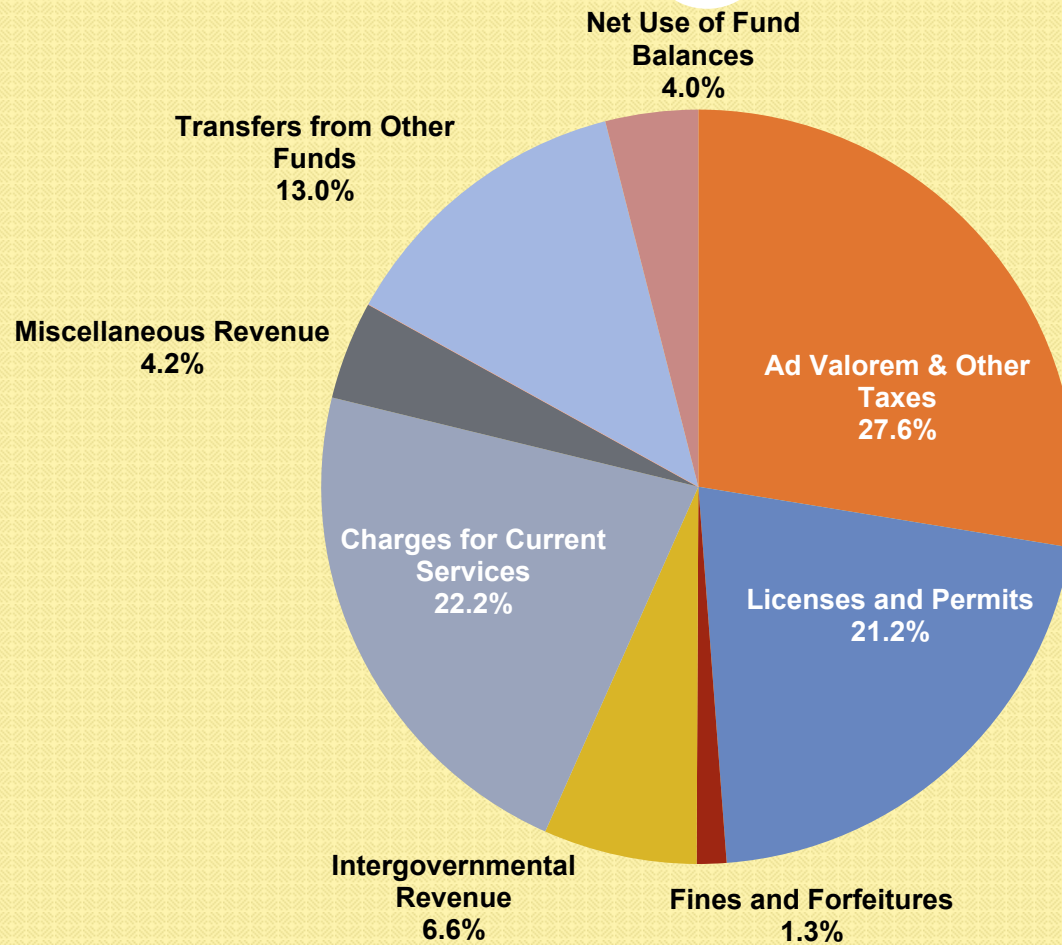


	2008-09	2009-10	2010-11	% Change 2010-2011
Governmental Operations	\$ 101.4	\$ 116.7	\$ 114.0	(2.3) %
Enterprise Operations	<u>34.3</u>	<u>36.4</u>	<u>35.4</u>	<u>(2.8)</u>
Total Operations	<u>135.7</u>	<u>153.1</u>	<u>149.4</u>	<u>(2.4)</u>
General Capital Projects	39.1	2.2	2.1	(4.5)
Other Authorizations	7.5	4.8	5.0	(4.2)
Less: Interfund Transfers	<u>(21.1)</u>	<u>(19.8)</u>	<u>(19.7)</u>	<u>(0.5)</u>
Grand Total	<u>\$ 161.2</u>	<u>\$ 140.3</u>	<u>\$ 136.8</u>	<u>(2.5)</u>

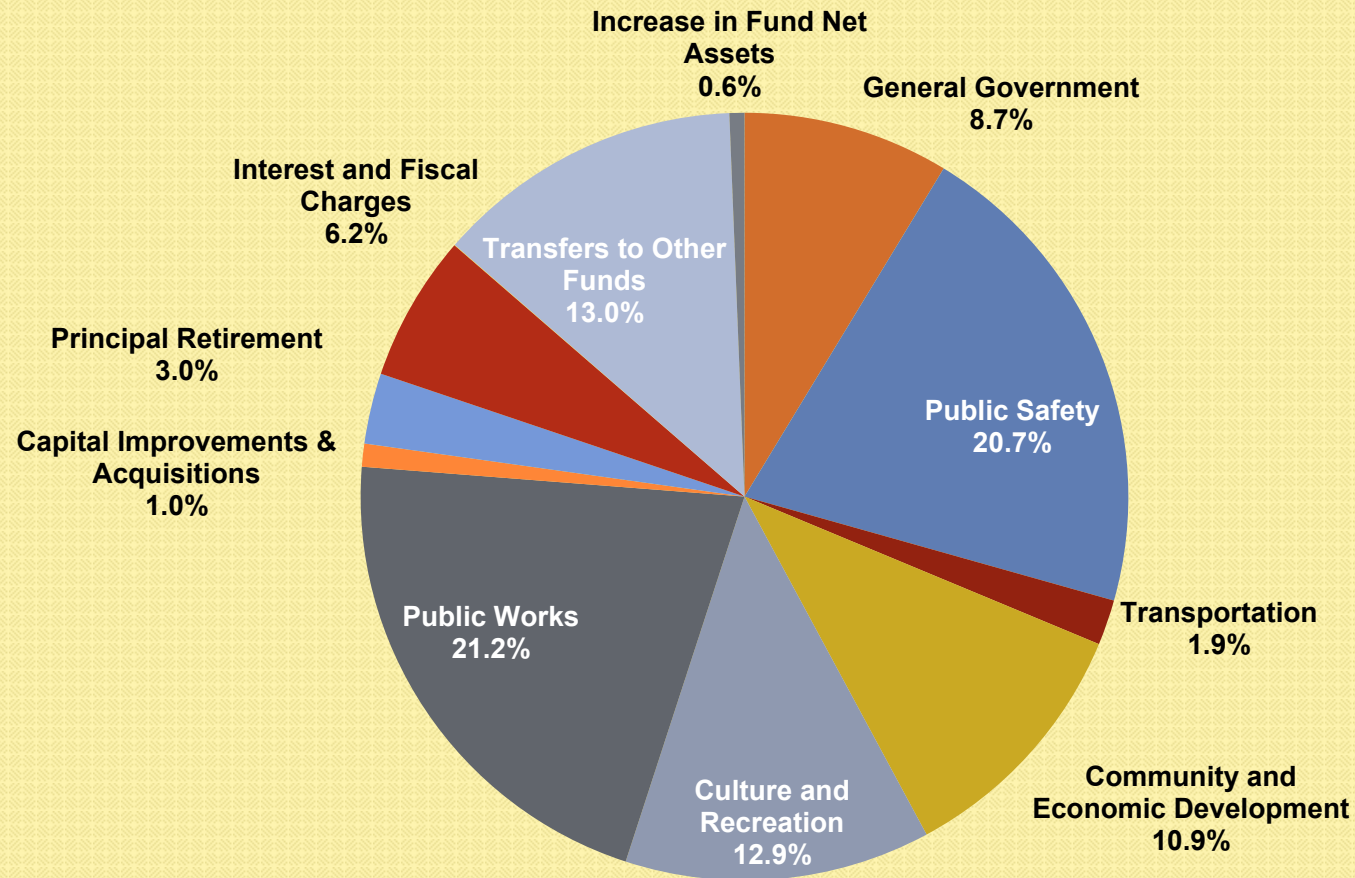
Comparison of 2009, 2010 and 2011 Budgets (before reduction for interfund transfers)



Revenues and Other Financing Sources, All Funds, 2010-11



Expenditures/Expenses and Other Financing Uses, 2010-11



Services Added



- The 2010-11 Budget includes funding for Grand Park tournament staffing and assumes that the City would get revenues from the Gate
- It also expands the budgets for Sports Tourism and Special Events, assuming that the 3-mill levy for re-marketing of May can be expanded to cover such events during other months of the year as well

Service	Cost	Potential Revenue	Estimated Net Cost
Grand Park Tournament Staffing *	84,162	(84,162)	--
Expanded Sports Tourism Budget	230,968	--	230,968
Expanded Special Events Budget	<u>126,582</u>	--	<u>126,582</u>
TOTAL	441,712	(84,162)	357,550

* C&LS estimates \$125,000 revenue

High-Impact GF Budget Control Steps for 2011



- Freeze vacant positions
- Use grant funds for new acquisitions in library
- Suspend merit bonus program for 2010
- Change holiday overtime pay policy
- Reduce use of overtime generally
- Revise payment plan for accrued OPEB
- Cut capital outlay requests
- Defer capital replacements
- Defer replacement of Police vehicles
- Reduce hours at C&LS facilities; ~~close Rec Centers one add'l day per week~~
- Cut ~~Myrtle's Market~~ & July 4th Fireworks display
- Assume contract landscaping and maintenance services in-house; reduce frequency of maintenance at each location

Other Funds



- Proposed fee increases in Stormwater (75 cents per month to new rate of \$5.00 per month) to cover operating costs with fee revenue
- Proposed increase of approximately 5% in each category in Solid Waste
- Proposed Parking Fee at Convention Center (\$3.00 per space per day)—fee waived for residents with parking decals